

# Inductive sensor

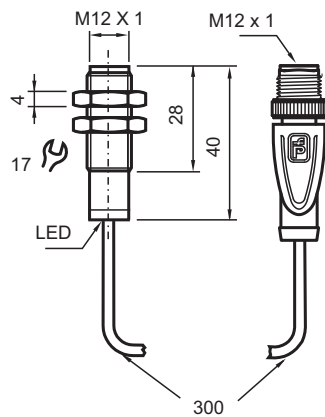
## NMB2-12GM40-Z0-C-FE-300MM-V1



- Stainless steel sensing face
- Sensing range 2 mm
- 2-wire DC
- Weld field immune
- Weld slag resistant coating
- Ferrous targets



### Dimensions



### Technical Data

#### General specifications

Switching function		Normally open (NO)
Output type		Two-wire
Rated operating distance	$s_n$	2 mm
Installation		flush
Output polarity		DC
Assured operating distance	$s_a$	0 ... 1.62 mm

Release date: 2022-05-18 Date of issue: 2022-05-18 Filename: 905495\_eng.pdf

Refer to "General Notes Relating to Pepperl+Fuchs Product Information".

Pepperl+Fuchs Group  
www.pepperl-fuchs.com

USA: +1 330 486 0001  
fa-info@us.pepperl-fuchs.com

Germany: +49 621 776 1111  
fa-info@de.pepperl-fuchs.com

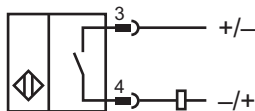
Singapore: +65 6779 9091  
fa-info@sg.pepperl-fuchs.com

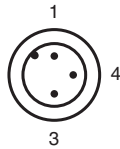
**PF** PEPPERL+FUCHS

## Technical Data

Actuating element	Ferrous targets	
Reduction factor $r_{Al}$		0
Reduction factor $r_{Cu}$		0
Reduction factor $r_{304}$		0.6 - 0.8
Reduction factor $r_{St37}$		1
Reduction factor $r_{Brass}$		0
Output type	2-wire	
<b>Nominal ratings</b>		
Operating voltage	$U_B$	6 ... 30 V DC
Switching frequency	$f$	0 ... 5 Hz
Hysteresis	$H$	3 ... 15 typ. 5 %
Reverse polarity protection		reverse polarity tolerant
Short-circuit protection		no
Voltage drop	$U_d$	$\leq 5.5$ V DC
Operating current	$I_L$	2 ... 100 mA
Off-state current	$I_r$	$\leq 800$ $\mu$ A
Switching state indicator		LED, red
Mag. Field strength, AC fields		250 mT
Mag. Field strength, DC fields		250 mT
<b>Compliance with standards and directives</b>		
Standard conformity		
Standards		EN 60947-5-2:2007 EN 60947-5-2/A1:2012 IEC 60947-5-2:2007 IEC 60947-5-2 AMD 1:2012
<b>Approvals and certificates</b>		
UL approval		cULus Listed, General Purpose
CSA approval		cCSAus Listed, General Purpose
CCC approval		CCC approval / marking not required for products rated $\leq 36$ V
<b>Ambient conditions</b>		
Ambient temperature		-25 ... 70 °C (-13 ... 158 °F)
<b>Mechanical specifications</b>		
Connection type		300 mm POC cable with 3-pin , M12 x 1 connector
Core cross section		0.34 mm <sup>2</sup>
Housing material		Xylan coated - Stainless steel 1.4305 / AISI 303
Sensing face		Xylan coated - Stainless steel 1.4305 / AISI 303
Degree of protection		IP67 / IP68 / IP69K - cordset dependent according to cable specification

## Connection







Wire colors in accordance with EN 60947-5-2

1	BN	(brown)
3	BU	(blue)
4	BK	(black)

## Accessories

	<b>V1-G-OR2M-POC</b>	Female cordset single-ended M12 straight A-coded, 4-pin, POC cable welding-bead resistant orange, suitable for robotic applications, torsion resistant, oil resistant, molecularly cross-linked
	<b>AB-12</b>	Mounting aid

Release date: 2022-05-18 Date of issue: 2022-05-18 Filename: 905495\_eng.pdf

Refer to "General Notes Relating to Pepperl+Fuchs Product Information".

Pepperl+Fuchs Group  
www.pepperl-fuchs.com

USA: +1 330 486 0001  
fa-info@us.pepperl-fuchs.com

Germany: +49 621 776 1111  
fa-info@de.pepperl-fuchs.com

Singapore: +65 6779 9091  
fa-info@sg.pepperl-fuchs.com